



HAL
open science

Drying-out fish ponds as a key agroecological practice to promote ecosystem services?

Léo Girard, Alexander Wezel, Soraya Rouifed, Vincent Tolon, Mathieu Guérin, Tuba Bucak, Thomas A. Davidson, Joël Robin

► To cite this version:

Léo Girard, Alexander Wezel, Soraya Rouifed, Vincent Tolon, Mathieu Guérin, et al.. Drying-out fish ponds as a key agroecological practice to promote ecosystem services?. AQUA 2024, World Aquaculture Society and European Aquaculture Society, Aug 2024, Copenhagen, Denmark. hal-04808261

HAL Id: hal-04808261

<https://isara.hal.science/hal-04808261v1>

Submitted on 28 Nov 2024

HAL is a multi-disciplinary open access archive for the deposit and dissemination of scientific research documents, whether they are published or not. The documents may come from teaching and research institutions in France or abroad, or from public or private research centers.

L'archive ouverte pluridisciplinaire **HAL**, est destinée au dépôt et à la diffusion de documents scientifiques de niveau recherche, publiés ou non, émanant des établissements d'enseignement et de recherche français ou étrangers, des laboratoires publics ou privés.



Distributed under a Creative Commons Attribution - NonCommercial 4.0 International License



Drying-out fish ponds as a key agroecological practice to promote ecosystem services?

Léo GIRARD¹, Alexander WEZEL¹, Soraya ROUIFED¹, Vincent TOLON¹, Mathieu GUERIN¹, Tuba BUCAK ONAY², Thomas Alexander DAVIDSON², Joël ROBIN¹

¹ *Agroecology and Environment Unit, Isara, 69364 Lyon Cedex 07, France*

² *Lake Ecology, Department of Ecoscience, Aarhus University, Aarhus, Denmark*

Pond Aquaculture

AQUA 2024, Friday 30th August 2024, Copenhagen



Introduction

Ponds for fish production, the case of the Dombes region (France)

Originally a wetland, transformed during the Middle Ages by monastic communities to create ponds (Avocat, 1975; Guichenon, 1650 cited in Sceau, 1980).


Several objectives:

- Drain areas to cultivate land
- Create ponds to produce fish
- Sanitation and diseases control

A “productive pondscape”:

Around 1,100 ponds for 10,000 ha of water (average of 10 ha and 80 cm deep)
Between 600 and 1,000 tonnes of fish produced per year

- Artificial and managed environments (Hansson et al., 2005)
- But also with significant biodiversity (Wezel et al., 2014; Robin et al., 2014)



➔ Drying-out, a **historical practice** but also a major **disturbance** for the ecosystem

How drying-out affect ecosystem services provided by fish ponds ?

Materials and Methods

(Wezel et al., 2013)

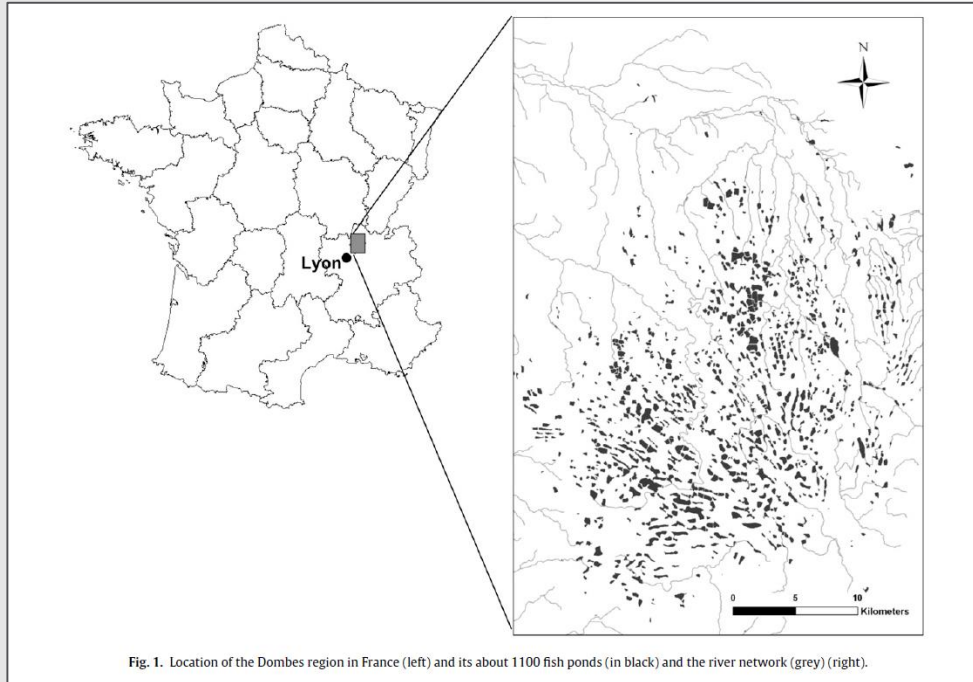


Fig. 1. Location of the Dombes region in France (left) and its about 1100 fish ponds (in black) and the river network (grey) (right).

Dombes



(Dombes Tourisme)

➔ Historical database of 85 fish ponds from the Dombes region (2007-2014)

➔ PONDERFUL 2022 and 2023 fish ponds database on carbon balance

➔ Macrophyte species richness and cover

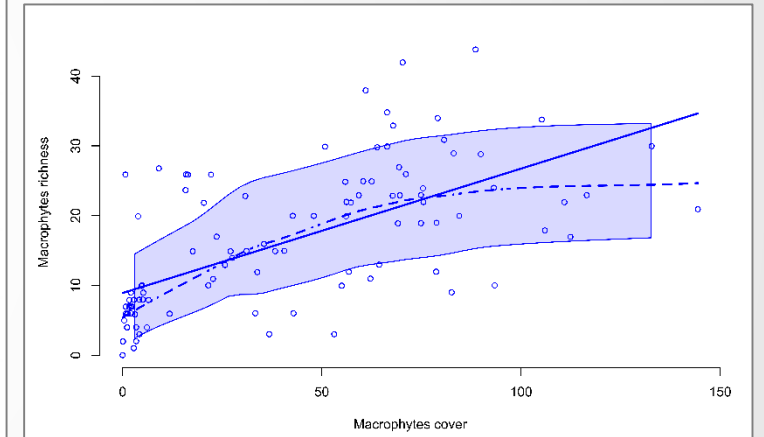
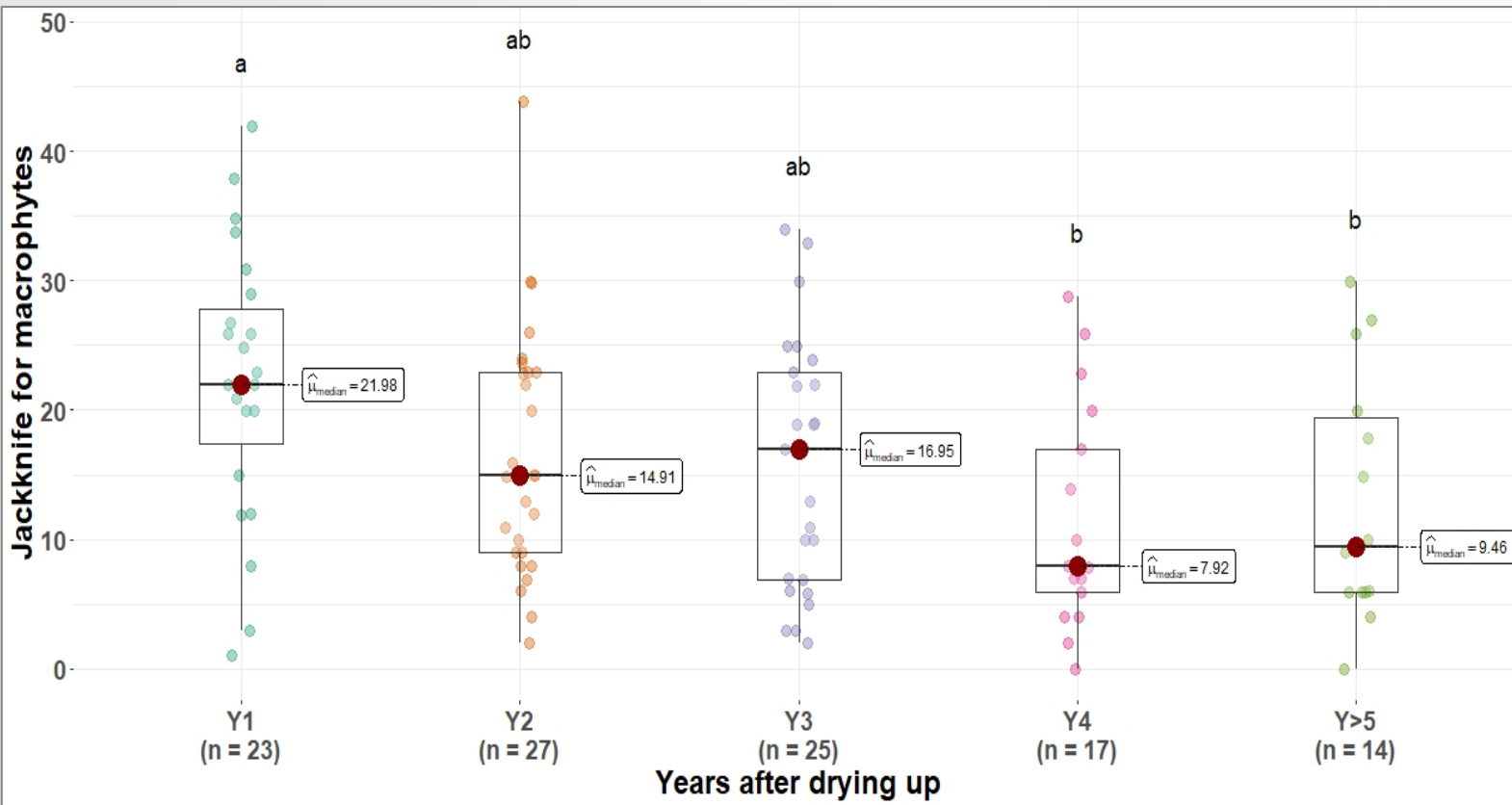
Greenhouse gas emissions and carbon storage

Management data (distance to the last dry-out and fish yields)



Results

Effects of drying-out on macrophyte richness and cover



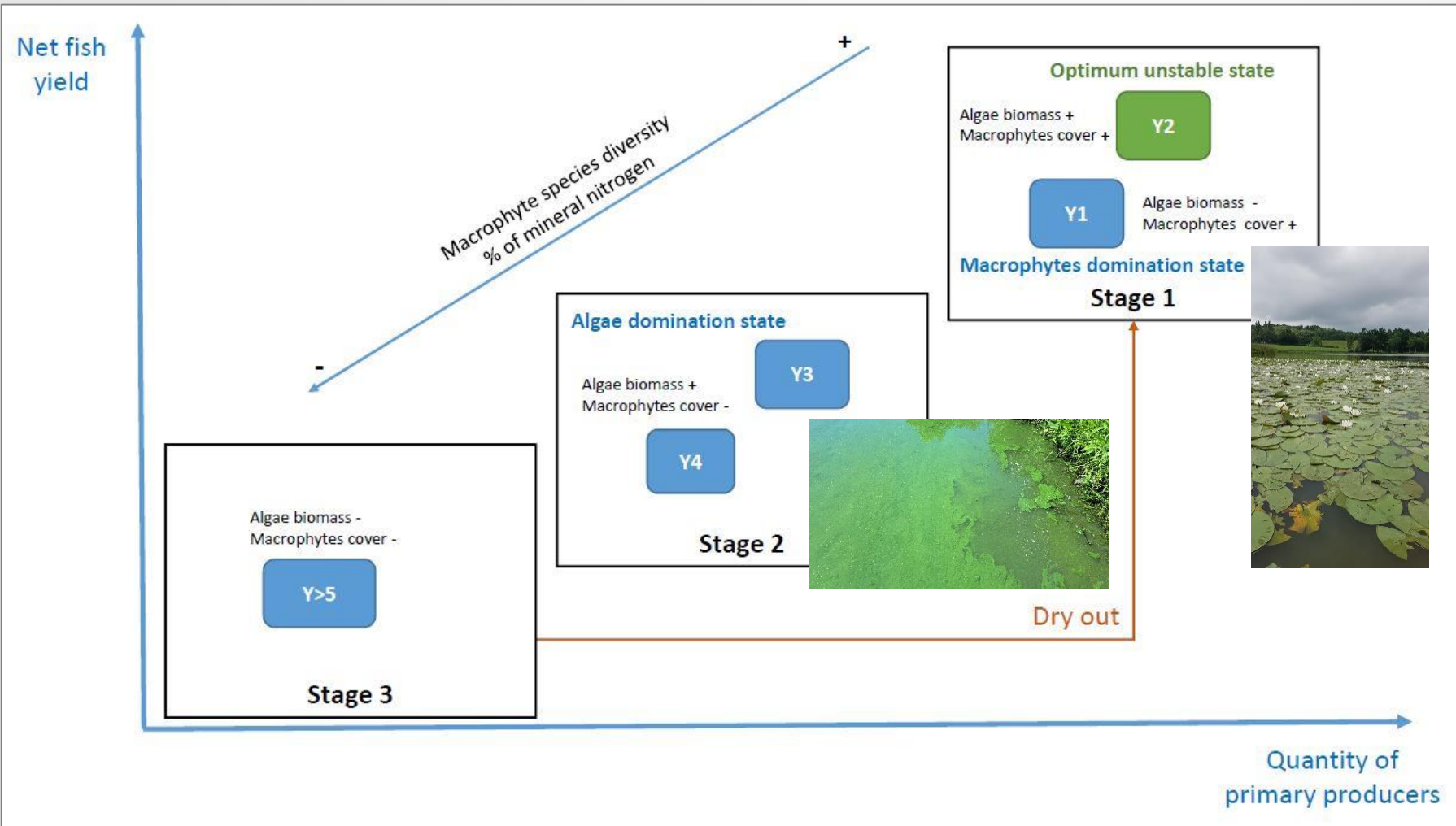
$(R^2 = 0.732, p < 0.0001)$

Same trends for species richness and cover

➡ Drying out encourage **macrophyte recolonization**

➡ Phytoplankton gradually dominate in following years, but the two primary producers are little present after 5 years and more

Results and Discussion



An **unstable state**,
optimal for fish
production and the
**diversity of primary
producers**, favored
by the practice of
drying-out




A **major
agroecological
practice** for
extensive pond fish
farming

Hyper-
eutrophic

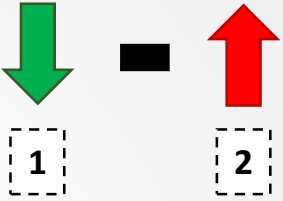
Eutrophic

8.077 T of CO₂eq/ha/6 months

2 Emissions



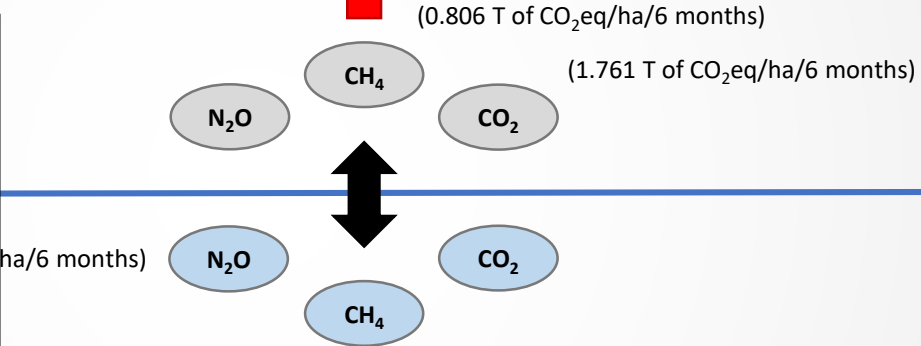
Carbon Balance :



4.163 T of CO₂eq/ha/6 months

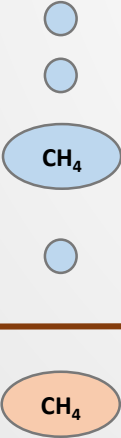
Atmosphere

Water



12.241 T of CO₂eq/ha/6 months

Sediments



Results

Effects of drying-out on carbon balance

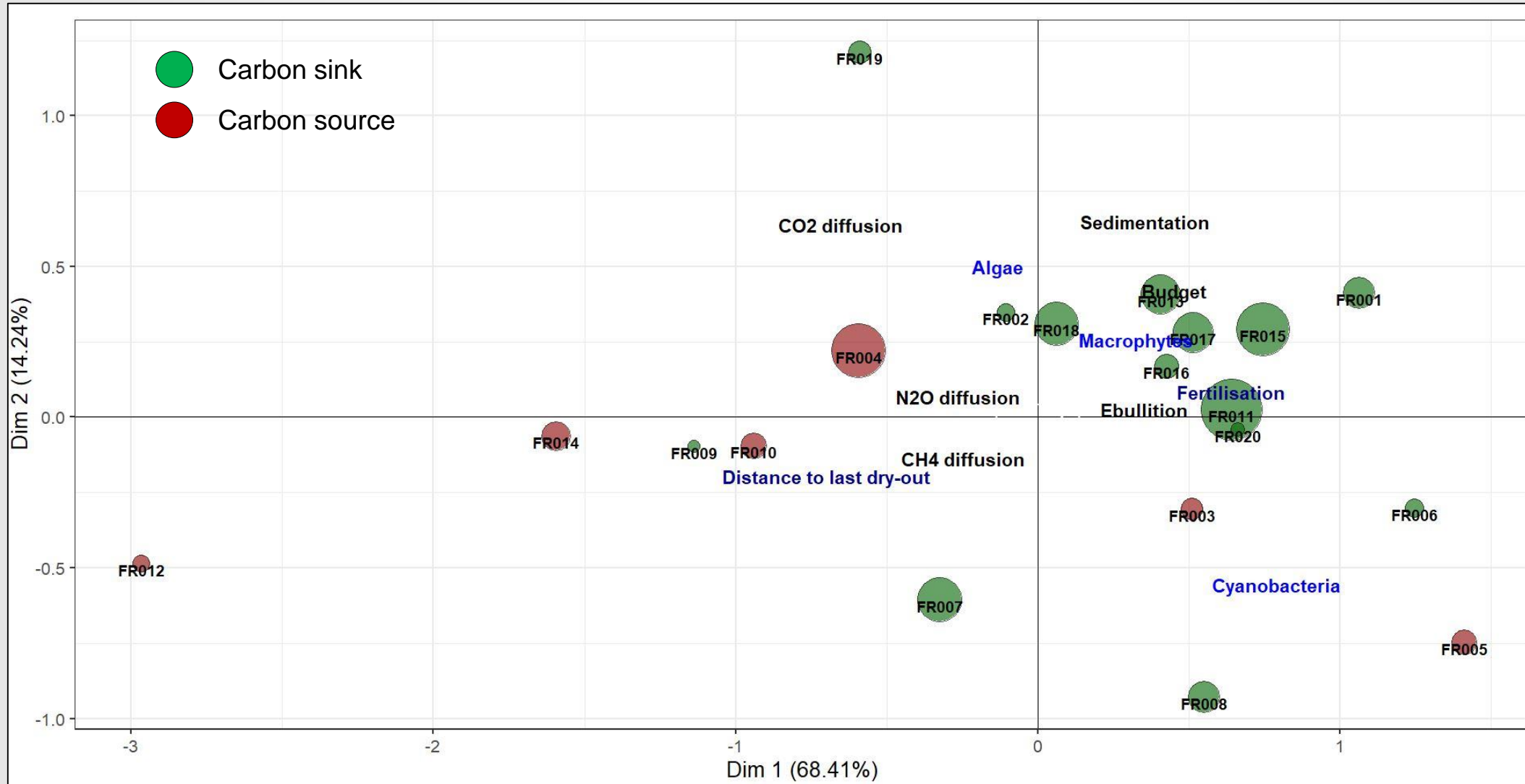
Tonnes of CO ₂ eq	Mean	Median	Min	Max	SD	
Year 1	6.80	4.91	3.12	12.38	4.91	19.14
Year 2	7.20	7.27	-4.63	18.33	8.40	
Year 3	2.12	2.86	-7.68	12.66	8.93	
Year 4	5.82	14.25	-18.40	21.61	21.29	
Year 5	-2.79	-2.44	-6.30	0.36	3.35	
Dry year	-23.89	-25.35	-19.43	-27.19	3.16	-23.89



- ➔ On average, fish ponds are better sinks in year 2
- ➔ High variability in year 4
- ➔ Mainly sources in year 5
- ➔ Significant emissions during the dry year

Results


Effects of drying-out on carbon balance



Discussion and Conclusion

- Drying-out allow the **recolonization of macrophytes** and provide an **“optimum unstable state”** during the **second year** of the cycle
- Drying-out is a **major agroecological practice** for extensive pond fish farming
- **Essential to maintaining these environments** and the **ecosystem services** they can provide:
 - Biodiversity conservation (support services)
 - Extensive, agroecological fish production (provisioning services)
 - Carbon storage (regulating services)
- But also a **major disturbance**, associated with **significant emissions of greenhouse gas** (to be studied in details on the entire dry year)

➔ A need for future research to rethink about the hierarchy of desired ecosystem services



Thanks for your attention!



legirard@isara.fr

Questions?

*Thanks to all colleagues and partners from Isara, Aarhus University and PONDERFUL.
Thanks to all fish farmers and pondscape stakeholders.*